



# Tasmanian Dog Training Club

www.tdtc.org.au

## Tracking with your Dog - Summary

### Your Dogs know how to track things

- we are trying to learn how to communicate with our dogs to track things for mutual rewards

### Tracking is ALL positive

- always reward good things and things will go well
- Get excited when they find articles or the finish
- Have a nice reward at the end of the track eg food or toy

### Pick a command to associate with tracking eg

- “FIND” or “TRACK” or “SNIFF”
- The word is to allow the dog to associate with finding a given scent

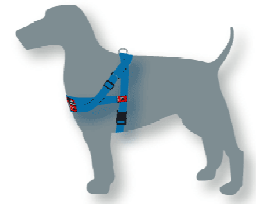
### Encourage GROUND scenting

- greater accuracy can be achieved if you use ground scenting.
- Air scenting can often lead you astray
- Whenever you dog is sniffing the ground reward with a happy... “good” or “good sniff”



### Always use a harness to track in

- Your dog is strong and to protect them use a harness to spread the pulling load
- Only use your harness for tracking
- Your dog will associate the tracking activity when the harness is put on. Usually they will put their nose to the ground

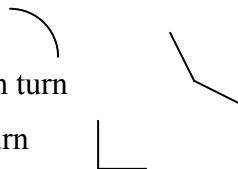


### Use “Articles” to help reinforce

- Usually clean socks are put next to our bodies eg under a jumper or inside your shirt. This allows the socks to get your scent on them
- In training you can put a soft treat inside the sock. It will be an extra reward for finding an article
- Be excited when they find an article
- Help you dog get to the treat but let them think they have got the treat out themselves
- Encourage your dog to sit or lie down when they get to an article.
- In a trial they will need to clearly indicate that they have found the article.
- Get your dog to sit or drop while you help them get their treat out of the sock (article)

### Start from simple to difficult

- start with a straight line, and let you dog watch you go and hide (refer diagrams over the page)
- Next introduce a curved track
- Next add a straight line with an open turn
- Next then you can try a 90 degree turn
- As things improve, increase the time you wait before doing the track with your dog



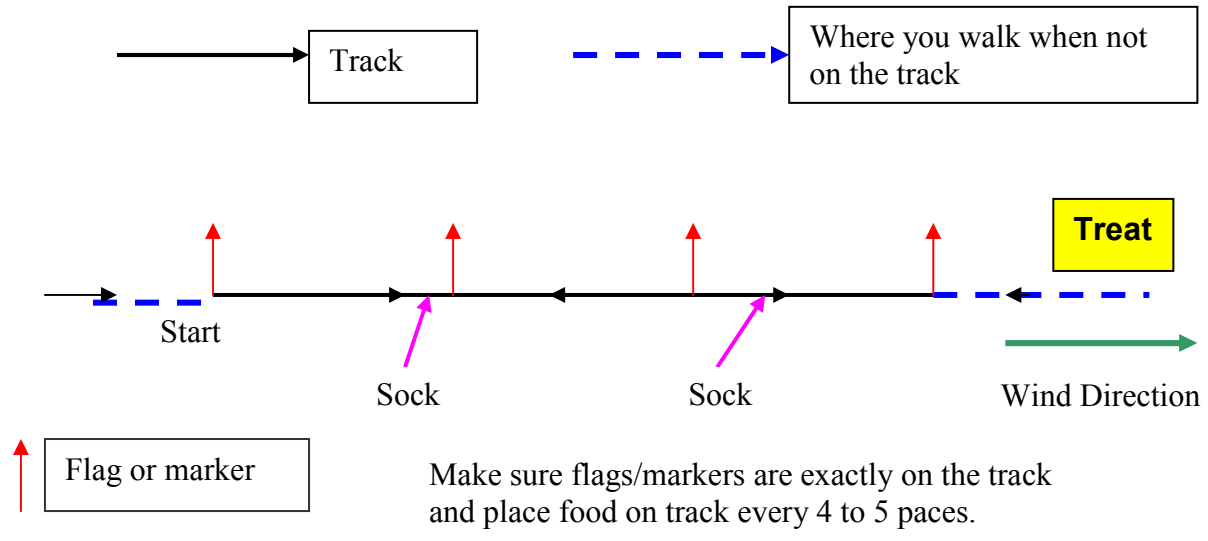
### Tracking is non competitive

- You do not compete against others

### Relax and have fun

- Most important - RELAX & HAVE FUN WITH YOUR DOG

### 1. Double Laid Track



### 2. Single Laid Track

